


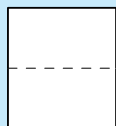


How to make your very own origami Dazzle Ferry...

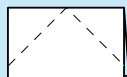
1 Remove and retain instructions first



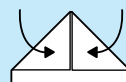
2 Fold paper in half



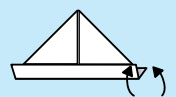
3 Fold the edges over



4 Make the centrefolds touch

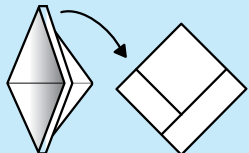


5 Now fold each edge of the paper upwards.

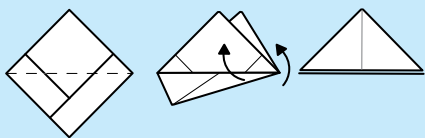




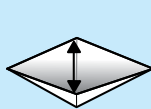
6 The edges of the brim will be pushed outwards of the paper upwards



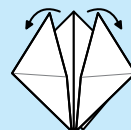
7 Fold both bottom corners up



8 Open up the centre and squash together



9 Now pull the outer corners



10 Your very own Dazzle boat!!!

